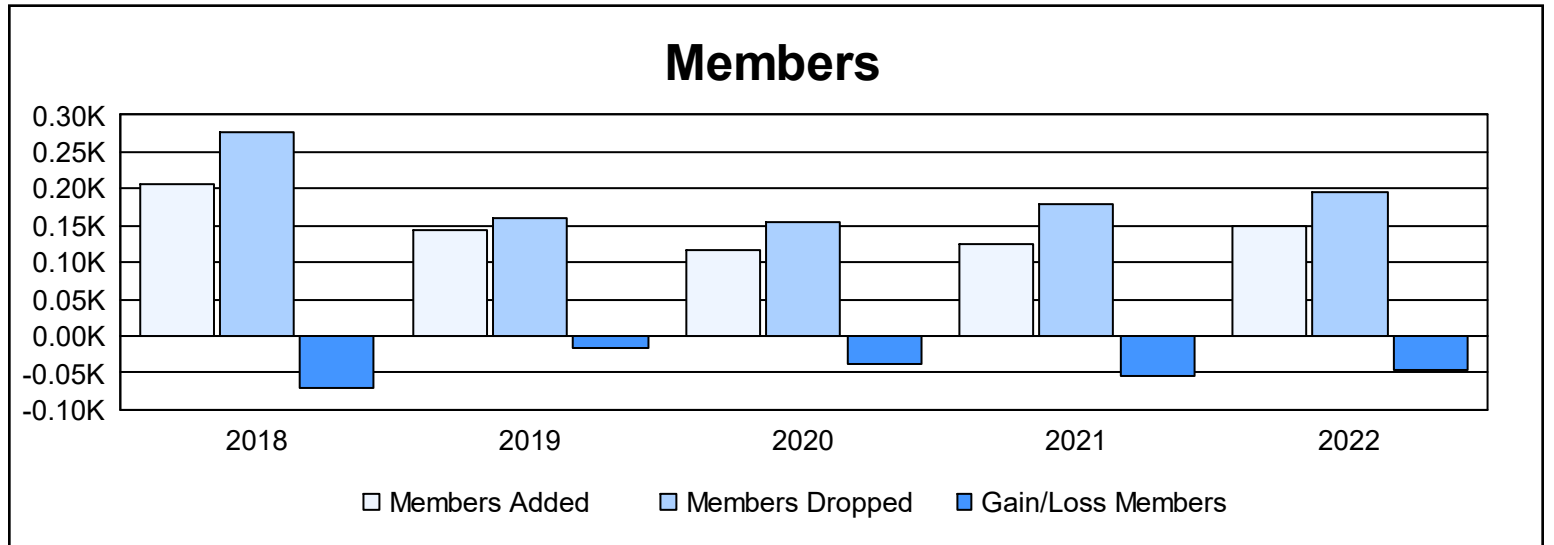
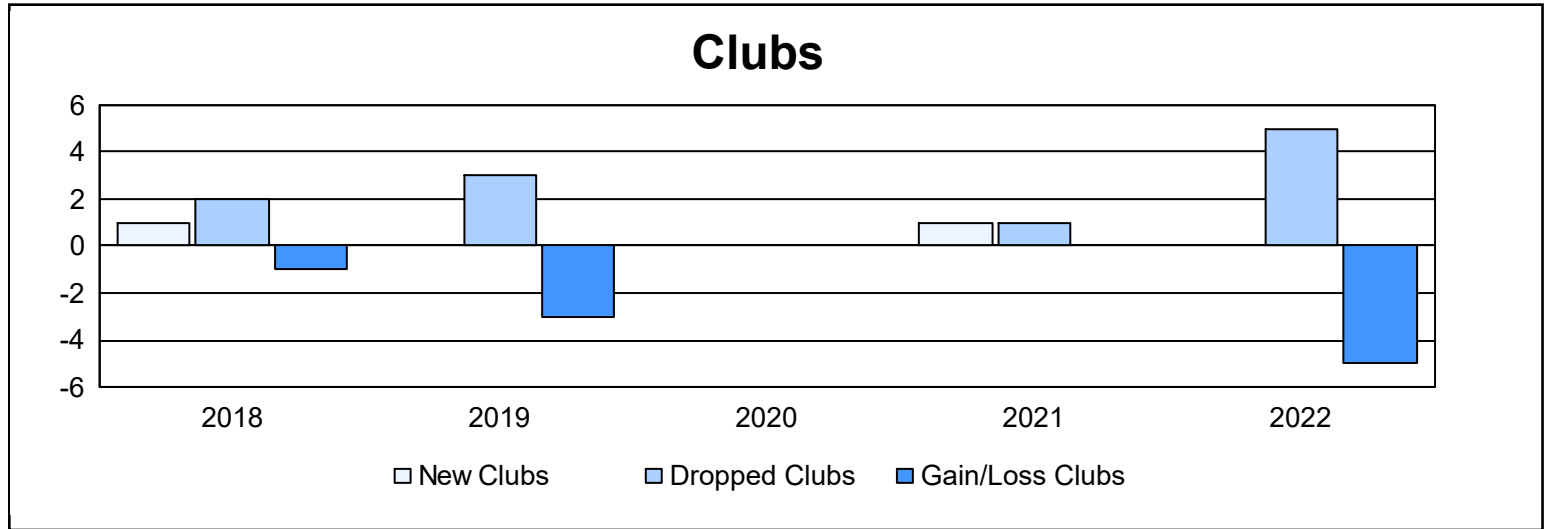
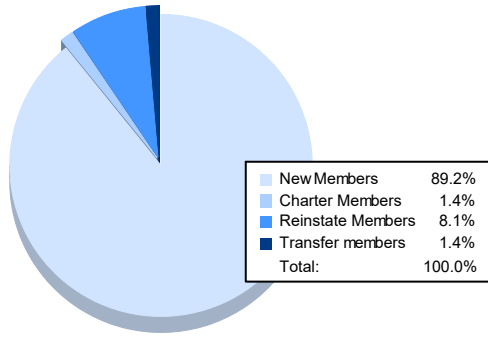


| Year           | New Clubs | Dropped Clubs | Gain/ Loss Clubs | New Members | Charter Members | Reinstate Members | Transfer Members | Total Member Added | Total Members Dropped | Gain/ Loss Members |
|----------------|-----------|---------------|------------------|-------------|-----------------|-------------------|------------------|--------------------|-----------------------|--------------------|
| 2017-2018      | 1         | 2             | -1               | 152         | 31              | 15                | 7                | 205                | 276                   | -71                |
| 2018-2019      | 0         | 3             | -3               | 127         | 0               | 10                | 7                | 144                | 161                   | -17                |
| 2019-2020      | 0         | 0             | 0                | 107         | 0               | 8                 | 3                | 118                | 155                   | -37                |
| 2020-2021      | 1         | 1             | 0                | 96          | 17              | 10                | 2                | 125                | 178                   | -53                |
| 2021-2022      | 0         | 5             | -5               | 132         | 2               | 12                | 2                | 148                | 195                   | -47                |
| <b>Average</b> | <b>0</b>  | <b>2</b>      | <b>-2</b>        | <b>123</b>  | <b>10</b>       | <b>11</b>         | <b>4</b>         | <b>148</b>         | <b>193</b>            | <b>-45</b>         |



### Membership Composition June 2022 Cumulative



### Gender Composition June 2022 Cumulative

